



ACT[®]

System of Assessments

Pre-**ACT**[®] 8/9

Pre-**ACT**[®] 9 Secure™



Pre-**ACT**[®]

Pre-**ACT**[®] Secure™






The **ACT**[®]



The Path to College and Career Success Starts Early

Success doesn't happen in a year. It happens year after year. That's why **ACT** offers a continuum of sequential assessments that prepares your students for a lifetime of success—in college and beyond.

About The Solutions

					
	Set a baseline for students, provide early practice for the ACT® test, and get predicted PreACT® and ACT scores with just one test.	Provide a powerful simulated testing experience for the ACT with a predicted ACT test score and data to prepare students for life after high school.	Receive an early indication of college and career readiness with an online simulated testing experience for the ACT that includes a predicted ACT test score and data to prepare students for high school.	Receive an early indication of college and career readiness with an online simulated testing experience for the ACT that includes a predicted ACT test score and data to prepare students for life after high school.	Assess students' college readiness with a college reportable score and data to inform teaching and learning in your classrooms.
Grades	8-9	10	9	10	11-12
Score Scale	Aligned to the ACT 1-30 score scale	Aligned to the ACT 1-35 score scale	Aligned to the ACT 1-32 score scale	Aligned to the ACT 1-35 score scale	ACT 1-36 score scale
Delivery	Paper and Pencil Online	Paper and Pencil Online	Online	Online	Paper and Pencil Online
ELA Score	—	—	—	—	✓ <small>(if the student took the ACT® writing test)</small>
STEM Score	✓	✓	✓	✓	✓
Career Interest Inventory	✓	✓	—	—	✓

How The System Works

PreACT 8/9®, PreACT®, PreACT® 9 Secure™, and PreACT® Secure™ test scores share a common scale with ACT test scores. The common scale enhances score interpretations by making it easier to monitor progress over time, determine if students are on target for college and career readiness, and predict student performance on the PreACT and PreACT Secure at grade 10 and the ACT at grade 11.

PreACT 8/9 and PreACT assessments include the ACT Interest Inventory, which is based on research about career planning, to point students toward a range of good-fit options to consider. The ACT Interest Inventory results, when used in conjunction with test scores, provide a more holistic picture of the student’s educational development and career-relevant motivations.



ACT College Readiness Benchmarks

The ACT College Readiness Benchmarks are the minimum ACT test scores required for students to have a reasonable chance of success in first-year, credit-bearing college courses. There are benchmarks for six ACT test scores: English, mathematics, reading, science, the science, technology, engineering, and mathematics (STEM), and English language arts (ELA) scores. Each ACT Benchmark is linked to success in a different college course or set of courses, as shown in the table below. Students who meet an ACT Benchmark have a 50% chance of earning a B or higher grade (or about a 75% chance of obtaining a C or higher grade) in the respective course (or courses) at a typical college.

ACT Scale Score	College Course(s)	ACT Benchmarks
English	English Composition I	18
Mathematics	College Algebra	22
Reading	American History, Other History, Psychology, Sociology, Political Science, & Economics	22
Science	Biology	23
STEM	Calculus, Chemistry, Biology, Physics, & Engineering	26
ELA	English Composition I, American History, Other History, Psychology, Sociology, Political Science, & Economics	20

PreACT College Readiness Benchmarks

PreACT Assessments can be used to monitor students' progress toward college and career readiness. Test scores are classified into one of three readiness levels:

- 1. On Target.** Students scoring in this range are predicted to meet or exceed the ACT College Readiness Benchmark in 11th or 12th grade. The PreACT Readiness Benchmark is the score associated with a 50% chance of meeting the ACT College Readiness Benchmark in 11th or 12th grade and is the minimum score of the On Target range.
- 2. Close to Target.** Students scoring in this range have less than a 50% chance, but greater than a 25% chance, of meeting the ACT College Readiness Benchmark.
- 3. In Need of Intervention.** Students scoring in this range have less than a 25% chance of meeting the meeting the ACT College Readiness Benchmark.

PreACT 8/9 and PreACT/PreACT Secure Readiness Levels are specific to grade level (8, 9, 10 or 11) and season (Fall or Spring). Scale score ranges for the PreACT Assessment Readiness Levels that were derived in spring 2024 are listed in the tables below.



Score Ranges for PreACT Assessments Readiness Levels

Subject	Grade Level and Season	In Need Of Intervention	Close To Target	On Target
English	8 FALL	1-7	8-9 (8-10)	10-30 (11-30)
	8 SPRING	1-7	8-10	11-30
	9 FALL	1-8	9-11	12-30
	9 SPRING	1-9	10-12	13-30
	10 FALL	1-10	11-13	14-35
	10 SRING	1-11	12-14	15-35
	11 FALL	1-12	13-15	16-35
Mathematics	8 FALL	1-13 (1-12)	14-15 (13-14)	16-30 (15-30)
	8 SPRING	1-14 (1-13)	15-16 (14-15)	17-30 (16-30)
	9 FALL	1-14	15-16	17-30
	9 SPRING	1-15	16-17	18-30
	10 FALL	1-16	17-18	19-35
	10 SRING	1-16	17-18	19-35
	11 FALL	1-17	18-19	20-35
Reading	8 FALL	1-12 (1-11)	13-15 (12-14)	16-30 (15-30)
	8 SPRING	1-13 (1-12)	14-16 (13-15)	17-30 (16-30)
	9 FALL	1-14 (1-13)	15-17 (14-16)	18-30 (17-30)
	9 SPRING	1-15 (1-14)	16-18 (15-17)	19-30 (18-30)
	10 FALL	1-16 (1-15)	17-19 (16-18)	20-35 (19-35)
	10 SRING	1-17 (1-16)	18-20 (17-19)	21-35 (20-35)
	11 FALL	1-18 (1-17)	19-21 (18-20)	22-35 (21-35)
Science	8 FALL	1-13	14-16	17-30
	8 SPRING	1-14	15-17	18-30
	9 FALL	1-15	16-18 (16-17)	19-30 (18-30)
	9 SPRING	1-16 (1-15)	17-18 (16-18)	19-30
	10 FALL	1-17 (1-16)	18-19 (17-19)	20-35
	10 SRING	1-18 (1-17)	19-20 (18-19)	21-35 (20-35)
	11 FALL	1-19 (1-17)	20-21 (18-20)	22-35 (21-35)
STEM	8 FALL	1-16	17-18	19-30
	8 SPRING	1-17	18-19	20-30
	9 FALL	1-18	19-20	21-30
	9 SPRING	1-19	20-21	22-30
	10 FALL	1-20	21-22	23-35
	10 SRING	1-20 (1-21)	21-22 (22-23)	23-35 (24-35)
	11 FALL	1-21	22-23	24-35

* Previous score range provided in parentheses when different than updated score range.

Educator Benefits

Benchmark Data

Receive information on all of your students' academic achievement and college readiness levels to establish a baseline for future comparison.

Monitor Progress

Leverage the system of assessments multiple times during the year with fall testing for baseline data and spring testing to monitor results.

Data Aligned to the ACT[®] Test

Gain valuable, data-driven insights to inform curriculum decisions and intervention strategies, based on 60 years of research aligned to ACT College and Career Readiness Standards.



Student Benefits

Personalized Insights

Explore future college and career decisions based on strengths, weaknesses, and interests.

College Awareness

Students can opt in to share information with colleges and start an early recruitment process.

Scholarships

A school counselor in Maine documented 10+ years of students taking both the ACT and SAT and found more scholarships favored the ACT.





Put our system to work for your students—and start seeing results earlier!
Order solutions at act.org/K12